

CERAMIC TRIMMER CAPACITOR - 3MM - SMD - SPECIAL

TSC3S

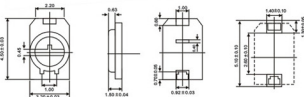
FEATURES

- Ultra miniature size with external dimensions of 3.2(W) x 4.5(L) x 1.5(T)mm
- Designed for reflow soldering
- Lowest capacitance drift
- Very good Q and high resonant frequency
- Color coded case permits easy identification
- Sealed construction prevents the penetration of Flux and Dust

Chip Trimmer Capacitors, TSC3S Series, are miniature and ultra-thin type surface mounting device, and are recommended for miniaturization of electronic equipment.

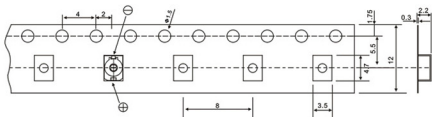
The Capacity drift after adjustment is very low and having a very thin dustproof structure, these capacitors are most suited to the fine adjustment of items.

The Plastic is a high temperature liquid-crystal polymer with low dielectric loss and good mechanical strength.



UNIT:MM

Item \ Part No.	TSC3S503T1R 3pF Black	TSC3S506T1R 6pF Blue	TSC3S510T1R 10pF Ivory	TSC3S520T1R 20pF Pink	TSC3S530T1R 30pF Green
Capacitance(pF Min)	1.7 MAX	2.0 MAX	3.0 MAX	5.5 MAX	8.0 MAX
Capacitance(pF Max)	4.0 ⁺⁵⁰ -0%	6.0 ⁺⁵⁰ -0%	10.0 ⁺⁵⁰ -0%	20.0 ⁺⁵⁰ -0%	30.0 ⁺⁵⁰ -0%
Capacitance Drift(Max)	±2%	±2%	±2%	±3%	±3%
Temperature Coefficient (ppm/°C)	NPO±300	NPO±200	N600±400	N900±400	N1200±300
Q Value (at 1 Mhz, C Max)	300 min	500 min	700 min	500 min	300 min
Insulation Resistance	10 ⁴ M Ω Min				
Torque	15 ~ 72 gf.cm				
DC Working Voltage	100 VDC	100 VDC	100 VDC	100 VDC	100 VDC
DC Withstanding Voltage	220 VDC	220 VDC	220 VDC	220 VDC	220 VDC
Operating Temperature	-25°C to 85°C				



Note: Specification are subject to change without notice. For more detail and update, please visit our website.

CERAMIC TRIMMER CAPACITOR -5MM

TSC5 (N) SERIES

FEATURES

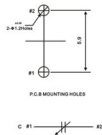
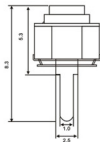
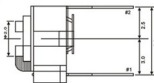
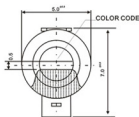
- As well as applications to small sized electronic apparatus, this series is designed for easy handling.
- Wide mounting sizes and variable adjustment available
- Lots of capacitance ranges, 3pF through 90pF
- Sturdy mechanical structure against vibration or shock

SPECIFICATIONS

OPERATING TEMPERATURE RANGE	-30°C to +85°C
RATED WORKING VOLTAGE	100VDC
WITHSTANDING VOLTAGE	400VDC
INSULATION RESISTANCE	10 ⁴ M Ω min.
ROTATION TORQUE	35 to 200 g·cm
SOLDERING TEMPERATURE	260 ± 5°C



NORMAL TYPE



UNIT:MM

PART NO.	MIN. CAP. (PF)	MAX. CAP. (PF)	TEMP. COEFF PPM/°C	Q Value	
				10MHz	100MHz
TSCN05-030	1.3 ± 50%	3.0 ⁺¹⁰⁰ / ₋₀ %	0 ± 200	>300	>200
TSCN05-050	2.0 ± 50%	5.0 ⁺¹⁰⁰ / ₋₀ %	-500 ± 300	>300	
TSCN05-100	4.0 ± 50%	10.0 ⁺¹⁰⁰ / ₋₀ %	-500 ± 300	>300	
TSCN05-200	6.0 ± 50%	20.0 ⁺¹⁰⁰ / ₋₀ %	-1000 ± 600	>300	
TSCN05-300	7.0 ± 50%	30.0 ⁺¹⁰⁰ / ₋₀ %	-1000 ± 600	>250	
TSCN05-400	8.0 ± 50%	40.0 ⁺¹⁰⁰ / ₋₀ %	-1600 ± 800	>200	
TSCN05-500	9.0 ± 50%	50.0 ⁺¹⁰⁰ / ₋₀ %	-1600 ± 800	>200	
TSCN05-600	10.5 ± 50%	60.0 ⁺¹⁰⁰ / ₋₀ %	-1600 ± 800	>200	
TSCN05-700	13.0 ± 50%	70.0 ⁺¹⁰⁰ / ₋₀ %	N1200 ± 500	200 min	
TSCN05-900	15.0 ± 50%	90.0 ⁺¹⁰⁰ / ₋₀ %	N1200 ± 500	200 min	

Note: Specification are subject to change without notice. For more detail and update, please visit our website.

CERAMIC TRIMMER CAPACITOR - 6MM

TSC6

(S, R) SERIES

FEATURES

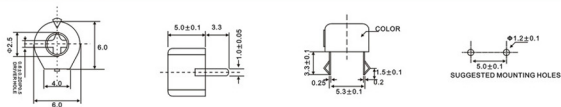
- As well as applications to small sized electronic apparatus, this series is designed for easy handling and is available with a variety of adjustment method (top, bottom, side and double sides).
- Wide mounting sizes and types of adjustment available
- Lots of capacitance ranges, 2pF through 90pF
- Sturdy mechanical structure against vibration or shock

SPECIFICATIONS

INSULATION RESISTANCE	10 M Ω at 250VDC
WITHSTAND VOLTAGE	400VDC
WORKING VOLTAGE	200VDC
ROTATION TORQUE	30 to 200 gr-cm
OPERATING TEMPERATURE	-30 $^{\circ}$ C to +85 $^{\circ}$ C



STRAIGHT TYPE



REAR ADJUSTING TYPE



UNIT:MM

PART NO.	MIN. CAP. (PF)	MAX. CAP. (PF)	TEMP. COEFF. PPM/ $^{\circ}$ C	Q FACTOR @1MHz Cmax	COLOR
TSC(S,R)06-050	2.0 \pm 50%	5 ⁺¹⁰⁰ ₋₀ %	NPO \pm 200	>500	BLUE
TSC(S,R)06-100	3.0 \pm 50%	10.0 ⁺¹⁰⁰ ₋₀ %	N450 \pm 300	>500	WHITE
TSC(S,R)06-200	4.2 \pm 50%	20.0 ⁺¹⁰⁰ ₋₀ %	N450 \pm 300	>500	RED
TSC(S,R)06-300	6.2 \pm 50%	30.0 ⁺¹⁰⁰ ₋₀ %	N750 \pm 500	>500	GREEN
TSC(S,R)06-400	6.8 \pm 50%	40.0 ⁺¹⁰⁰ ₋₀ %	N1200 \pm 500	>300	YELLOW
TSC(S,R)06-500	9.8 \pm 50%	50.0 ⁺¹⁰⁰ ₋₀ %	N1200 \pm 500	>300	BROWN
TSC(S,R)06-600	12 \pm 50%	60.0 ⁺¹⁰⁰ ₋₀ %	N1200 \pm 500	>200	BROWN

Note: Specification are subject to change without notice. For more detail and update, please visit our website.